

# Handy Calibrator

## T5014

Calibrate with Ease  
Performance in Price and Use

### 8 functions within a single unit


I/O of voltage, resistance,  
TC and RTD selectable




Voltage



Thermocouple\*



RTD (3 wires)\*



RTD (4 wires)\*

\* Sold separately

### Usable anywhere

Compact:  
W98 x H204 x D42mm,  
550g (including holster)



When the holster is attached

### Portable

A carrying case with lead wires  
provided.

### Power saving

Auto-power-off function



Handy Calibrator

# Shinko

## Output performance (At 18°C to 28°C, Within 1 year after calibration)

Output	Range	Output range	Resolution	Accuracy	
DC voltage	100mV	-10.000 to 110.000mV	0.001mV	0.02% of setting+0.01% of range	
	1V	-0.10000 to 1.10000V	0.01mV		
Resistance *1,2	400Ω	0.00 to 400.00Ω	0.01Ω	0.02% of setting+0.02% of range	
Thermocouple *3	R	-40 to 1760°C	1°C	-40 to 100°C : 1.5°C 100 to 1760°C : 1.2°C	
	S	-20 to 1760°C	1°C	-20 to 100°C : 1.5°C 100 to 1760°C : 1.2°C	
	B	400 to 1800°C	1°C	400 to 600°C : 2.0°C 600 to 800°C : 1.5°C 800 to 1800°C : 1.1°C	
	E	-200 to 1000°C	0.1°C	-200 to -100°C : 0.6°C -100 to 600°C : 0.5°C 600 to 1000°C : 0.6°C	
	K	-200 to 1370°C	0.1°C	-200 to -100°C : 0.6°C -100 to 400°C : 0.5°C 400 to 1200°C : 0.7°C 1200 to 1370°C : 0.9°C	
	J	-200 to 1200°C	0.1°C	-200 to -100°C : 0.6°C -100 to 800°C : 0.5°C 800 to 1200°C : 0.7°C	
	T	-200 to 400°C	0.1°C	-200 to 400°C : 0.6°C	
	N	-200 to 1300°C	0.1°C	-200 to -100°C : 1.0°C -100 to 900°C : 0.7°C 900 to 1300°C : 0.8°C	
	RTD *1,2	Pt100	-200 to 850°C	0.1°C	-200 to 0°C : 0.3°C 0 to 400°C : 0.5°C 400 to 850°C : 0.8°C
		Cu50	-50 to 150°C	0.1°C	-50 to 150°C : 0.6°C

## Input performance (At 18°C to 28°C, Within 1 year after calibration)

Input	Range	Input range	Resolution	Accuracy	
DC voltage	400mV	0.00 to ±450.00 mV	10 μV	0.02% of reading+0.02% of range	
Resistance *1	400Ω	0.00 to 450.00Ω	0.01Ω	0.02% of reading+0.02% of range	
Thermocouple *3	R	-40 to 1760°C	1°C	-40 to 500°C : 1.8°C 500 to 1760°C : 1.5°C	
	S	-20 to 1760°C	1°C	-20 to 500°C : 1.8°C 500 to 1760°C : 1.5°C	
	B	400 to 1800°C	1°C	400 to 800°C : 2.2°C 800 to 1000°C : 1.8°C 1000 to 1800°C : 1.4°C	
	E	-200 to 1000°C	0.1°C	-200 to 0°C : 0.9°C 0 to 1000°C : 1.5°C	
	K	-200 to 1370°C	0.1°C	-200 to 0°C : 1.2°C 0 to 1370°C : 0.8°C	
	J	-200 to 1200°C	0.1°C	-200 to 0°C : 1.0°C 0 to 1200°C : 0.7°C	
	T	-200 to 400°C	0.1°C	-200 to 0°C : 1.0°C 0 to 400°C : 0.7°C	
	N	-200 to 1300°C	0.1°C	-200 to 0°C : 1.5°C 0 to 1300°C : 0.9°C	
	RTD *1	Pt100	-200 to 850°C	0.1°C	-200 to 0°C : 0.5°C 0 to 400°C : 0.7°C 400 to 850°C : 0.8°C
		Cu50	-50 to 150°C	0.1°C	-50 to 0°C : 0.5°C 0 to 150°C : 0.7°C

\*1: Resistance of the provided lead wire is not included.

\*2: Energized current range: 0.5 to 2mA, Max. output voltage: 2V or less

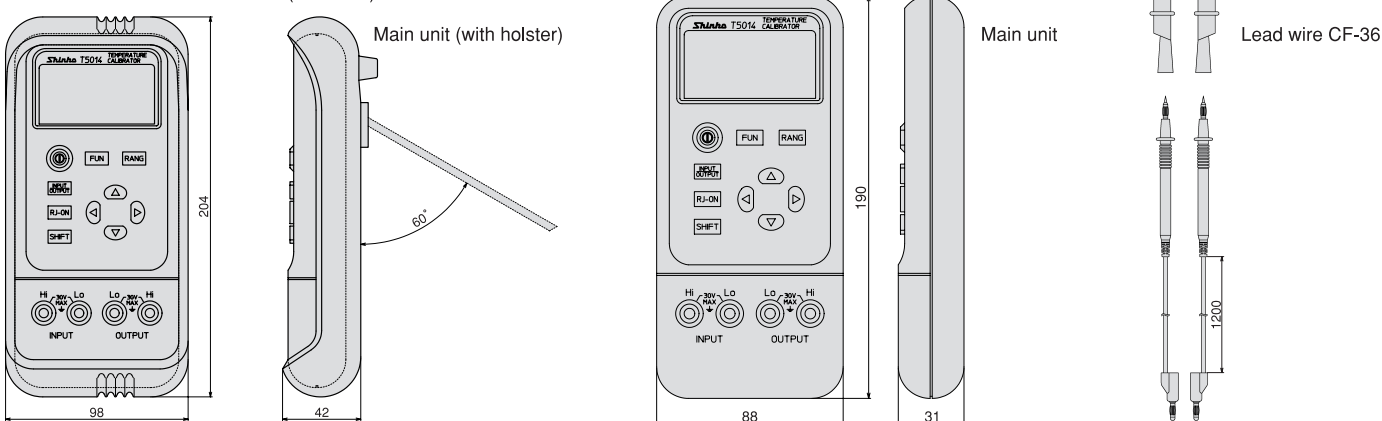
\*3: Internal temperature compensation sensor accuracy is not included.

Internal temperature compensation sensor range: -10 to 50°C,  
Compensation error: 0.5°C or less

## Specifications

External dimensions	98 x 204 x 42mm (W x H x D) (including the holster)
Accuracy	Refer to the Input and Output performance table above.
Operating temperature	0°C to 50°C
Operating humidity	80%RH or less
Max. voltage	30V (Between terminals, between terminal and grounding)
Power supply	Alkaline battery 9V, 006P type
Battery life	Approx. 15 hours
Storage temperature	-10°C to 55°C
Storage humidity	90%RH or less
Weight	550g (including the holster)
Accessories included	Instruction manual 1 copy, Lead wire CF-36 (lead wire with a clip) 1 set, Carrying case 1 piece, Alkaline battery 9V, 006P type 1 piece
Accessories sold separately	Compensating lead wire K: CT5-K-01, Compensating lead wire J: CT5-J-01, 3-wire lead (for RTD): CT5-P3-01, 4-wire lead (for RTD): CT5-P4-01

## External dimensions (Unit: mm)



**SAFETY PRECAUTIONS**

- To ensure safe and correct use, thoroughly read and understand the manual before using this instrument.
- This instrument is intended to be used for industrial machinery, machine tools and measuring equipment. Verify correct usage after consulting purpose of use with our agency or main office. (Never use this instrument for medical purposes with which human lives are involved.)
- External protection devices such as protection equipment against excessive temperature rise, etc. must be installed, as malfunction of this product could result in serious damage to the system or injury to personnel. Also proper periodic maintenance is required.
- This instrument must be used under the conditions and environment described in the manual. Shinko Technos Co., Ltd. does not accept liability for any injury, loss of life or damage occurring due to the instrument being used under conditions not otherwise stated in the manual.

**Caution with respect to Export Trade Control Ordinance**

To avoid this instrument from being used as a component in, or as being utilized in the manufacture of weapons of mass destruction (i.e. military applications, military equipment, etc.), please investigate the end users and the final use of this instrument. In the case of resale, ensure that this instrument is not illegally exported.



· This catalog is as of March 2007 and its contents are subject to change without notice.  
· If you have any inquiries, please consult us or our agency.

## SHINKO TECHNOS CO., LTD. OVERSEAS DIVISION

Reg. Office : 2-5-1, Senbahigashi, Minoo, Osaka, 562-0035, Japan  
 Tel : 81 - 72 - 727 - 6100  
 Fax : 81 - 72 - 727 - 7006  
 URL : <http://www.shinko-technos.co.jp>  
 E-mail : [overseas@shinko-technos.co.jp](mailto:overseas@shinko-technos.co.jp)